



2024 VIRTUAL SUMMER CAMP

LINKTIVITY® SERIES

CRAZY!
BUT
TRUE!

WAIT!

Thank you for considering this LINKtivity for your classroom, but before you make a decision - you should know that you can get **access to this LINKtivity Series+ PLUS our entire library** a much more cost-effective price-point.

The results are in: **Teachers LOVE LINKtivities...** and want more! So, we've made it SUPER easy and cost effective for you to access any and ALL of our LINKtivities inside our LINKtivity Learning membership option! Instead of purchasing just ONE LINKtivity - why not get access to ALL of them... for about the SAME PRICE!



INSIDE THE MEMBERSHIP YOU'LL HAVE UNLIMITED ACCESS TO:

- ✓ The **entire growing LINKtivity® library** inside the Membership (LINKtivities for all content areas) INCLUDING SUMMER CAMP LINKtivities
- ✓ ALL **future LINKtivities** to be added to the membership (new releases each month!)
- ✓ **Teacher guides** to help you set up each LINKtivity® successfully in your classroom
- ✓ **Student resources** that go along with each LINKtivity (printable OR digital)
- ✓ **Kid-friendly rubrics** and **answer keys** for each LINKtivity®



JOIN NOW





Enroll your students in our Crazy, but True! virtual summer camp series to discover amazing facts about life, our world, people, and history! Dive into a 6-part LINKtivity series where students will explore wild facts all summer, from animals to daring expeditions, the human body, food, historical disasters, and even gross topics!



HOW DOES IT WORK?

The LINKtivity Learning Summer Camp is a self-paced, 6-week summer learning program. Each week provides learners with a new high-interest topic that kids will explore through an interactive LINKtivity.

NO TWO WEEKS ARE THE SAME - SO YOUR CURIOUS KIDS WILL ALWAYS HAVE SOMETHING TO LOOK FORWARD TO!



**TOPIC 1:
CRAZY, BUT TRUE:
ANIMALS!**

**TOPIC 2:
CRAZY, BUT TRUE:
FOOD!**



**TOPIC 3:
CRAZY, BUT TRUE:
DARING EXPEDITIONS!**



**TOPIC 4:
CRAZY, BUT TRUE:
THAT'S GROSS!**




**TOPIC 5:
CRAZY, BUT TRUE:
HISTORICAL
DISASTERS!**

**TOPIC 6:
CRAZY, BUT TRUE:
HUMAN BODY**



HOW DOES IT WORK?

For each topic, students can choose from 7 different crazy, but true facts to explore! Within each fact students will enjoy videos, pictures, interactive features, and extension activities!



Sample slides shown from the Crazy, but True: Animals LINKtivity.


HOW DOES IT WORK?

Students are invited to take their learning off-screen with additional related learning experiences that encourage them to go outside, create art, check out related books at the library, listen to podcasts, and even bake!

OVER 40 BONUS ACTIVITIES TO COMPLETE ALL SUMMER LONG!

Crazy, but True! The first food eaten in space was squeezed out of a tube like toothpaste.

Scan the QR code for a video tutorial of this activity.



Eat Like An Astronaut!

Follow the recipe below to make your own astronaut pudding!

Ingredients

- 2 Tbs. + 2 tsp. of Instant Pudding (any flavor)
- 2 Tbs. + 2 tsp. of dry milk powder
- 1/2 c. water
- Dried fruit like strawberries or bananas, broken or crushed (optional)

Make it!

- To a Ziploc baggie, add instant pudding and milk powder. Zip the baggie close and use your hands to shake and combine powders.
- Add water and seal the bag. Use your hands to mix and shake the bag to mix all ingredients; create a pudding-like mixture.
- Add in the dried fruit, mix and enjoy!

Crazy, but True! Popsicles were invented by an 11 year old boy!


Make Your Own Popsicle!

Ingredients

- 12 oz. plain Greek yogurt
- 2 cups diced strawberries
- 1/4 c. honey
- 2 Tbs. lemon juice
- 1 tsp. vanilla

Make it!

- Blend all ingredients together in a blender until smooth.
- Pour fruit mixture into Popsicle molds OR into small paper cups.
- Freeze for at least 4 hours or overnight. (Note: If using paper cups, you'll want to add a Popsicle stick into the mixture about 1 hour after placing in freezer to help the stick stay in.)



Crazy, but True! Tomato ketchup was once used as medicine!

Make a Birdfeeder!


MATERIALS: empty ketchup bottle, small plastic plant drip tray, string, bird seed, craft blade, scissors, drill

Instructions:

- Clean and dry your ketchup bottle to drill a hole in the center of the seed tray, large if the ketchup bottle to fit through.
- Use a sharp crafting knife to cut out 4, evenly ar-shaped openings around the opening of the bottle.
- Drill 2 holes at the top of the bottle for adding string. Weave the string through each hold and tie a knot.
- Fill with bird seed. Place the drip tray over the top.



Crazy, but True! The most popular fruit in the world is the banana with over 100 billion consumed every year globally.



Banana Slime!

Make edible banana slime with just a few ingredients!

Ingredients

- 1 Cup Cornstarch
- 1/4 Cup Banana Cream Instant Pudding Mix
- 1/3 Cup Warm Water
- Handful of Mini Marshmallows

Make it!

- Add 1/4 cup banana cream pudding mix to a bowl.
- Add half of the corn starch to the bowl.
- Add 1/3 cup warm water to the bowl.
- Add remaining half of cornstarch to the bowl. Use your hands to mix.
- Add handful of marshmallows to the bowl. Use your hands to mix.

Crazy, but True! Chocolate was once used as money! The ancient & Aztec civilizations used cacao bean (which are used to make chocolate) as a form of money!

Cookie Excavate!


MATERIALS: chocolate cookie (soft cookies work best), toothpick, tweezers, excavating mat

Observe!

- Place the cookie on your excavating mat on grid A. Note the coordinates of the top, bottom, and sides of the cookie.
- Sketch the perimeter of your cookie on grid B and sketch the chips that are visible on the surface.
- Predict how many chips you'll find.

Excavate!

- Using a toothpick to excavate (remove) the chocolate chips from your cookie without damaging them. Challenge: Try not to pick up your cookie while you are excavating!
- As you remove each chip, use your tweezers to carefully place them in a safe location while you continue to excavate. Sketch each chip on grid B as you find them.
- When you're done excavating each chip, count how many you were able to uncover? Record your findings on your excavating mat.

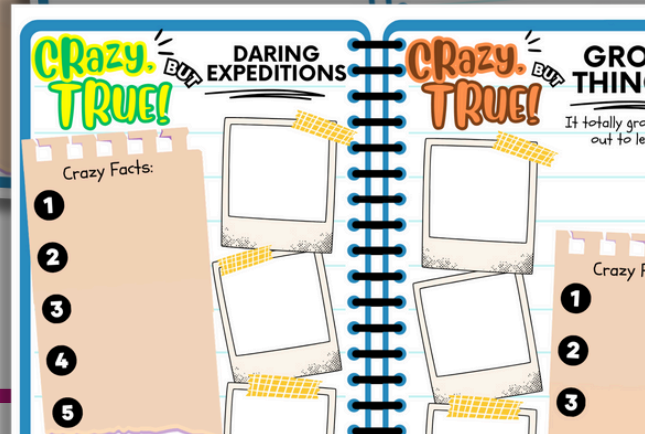
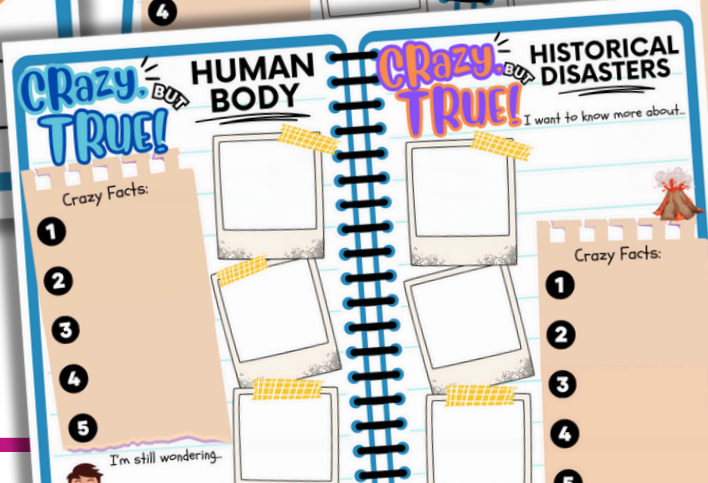


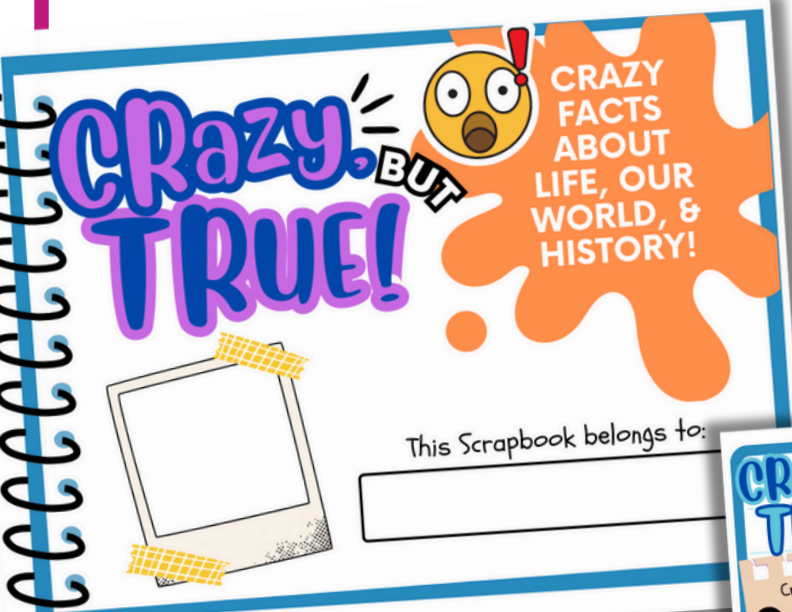


Sample activities shown from the Crazy, but True: Food LINKtivity.

HOW DOES IT WORK?

Time for some giggles with the Jokes category of each LINKtivity!

Sample jokes shown from the Crazy, but True: Human Body LINKtivity.



Throughout the summer, students will have the option to collect all their of crazy facts in a scrapbook!



HUMAN BODY



GROSS THINGS!



DARING EXPEDITIONS




FOOD



ANIMALS



DISASTERS IN HISTORY!



CLICK HERE FOR A VIDEO SNEAK PEEK OF THE SUMMER CAMP SERIES!

This LINKtivity Series is provided with

AUDIO SUPPORT



Perfect for English language learners or students who could use a little extra support!



HEY FAMILIES!

We are SO excited your curious kid will be joining us for LINKtivity® Learning Summer Camp. This year's theme is Crazy, but True! Each week, students will uncover astonishing facts about life, our world, people, and historical events through images, videos, interactive features and offline extension activities! Then, learners can continue exploring the weekly topic through suggested off-line activities that will encourage them to spend time creating, reading, building, and imagining! Inside each LINKtivity you'll find activities to complete throughout the week to keep your curious kid engaged and (shhhh...) learning!

Feel free to invite siblings and friends to join in on all the summer fun! Exploring loves company!



Crazy BUT TRUE!

Summer Camp set-up is simple! Just provide your students' families with the Family Letter where they can access the LINKtivities for each Crazy, but True! topic.



TOPIC 1:
CRAZY, BUT TRUE:
ANIMALS!

TOPIC 2:
CRAZY, BUT TRUE:
FOOD!



TOPIC 3:
CRAZY, BUT TRUE:
DARING EXPEDITIONS!

Crazy BUT TRUE!

WEEKLY TOPICS

Click on each topic to start exploring!



TOPIC 4:
CRAZY, BUT TRUE:
THAT'S GROSS!

TOPIC 5:
CRAZY, BUT TRUE:
HISTORICAL
DISASTERS!



TOPIC 6:
CRAZY, BUT TRUE:
HUMAN BODY



STUDENTS ONLY NEED A DIGITAL DEVICE WITH INTERNET - NO FANCY SOFTWARE NEEDED!