

CRAZY, BUT COOL: THAT'S GROSS!

Bug Hunt!

CLICK HERE to download & print these directions

You may not have bombardier beetles where you live (phew!), but there certainly are plenty of bugs! Create a bug diary of bugs, beetles, and insects in your area!

MATERIALS: bug hunt diary (download above)
optional: magnifying glass, camera

Over the course of several days or weeks, take a walk in your backyard, neighborhood, or local park. Look for bugs under logs, in trees, or on the ground! Snap a picture for your bug diary (or draw a picture). Use a magnifying glass if you have one to see the bug up close!

Note: Always ask a grown-up for permission to touch the bugs!

Back to Beetle

DID YOU KNOW?

... bug protects
... shooting
... from its rear
... end
... es where you live
... of bugs! Create
... n your area!

Over the course of several days or weeks, take a walk in your backyard, neighborhood, or local park. Look for bugs under logs, in trees, or on the ground! Snap a picture for your bug diary (or draw a picture). Use a magnifying glass if you have one to see the bug up close!

Date:

Where I found it:

Estimated Size:

LNK  **Activity**
Interactive Learning Guides

WAIT!


Thank you for considering this LINKtivity for your classroom, but before you make a decision - you should know that you can get **access to this LINKtivity + PLUS our entire library** for about the same price as a single LINKtivity!

The results are in: **Teachers LOVE LINKtivities...** and want more! So, we've made it SUPER easy and cost effective for you to access any and ALL of our LINKtivities inside our LINKtivity Learning membership option! Instead of purchasing just ONE LINKtivity - why not get access to ALL of them... for about the SAME PRICE!



INSIDE THE MEMBERSHIP YOU'LL HAVE UNLIMITED ACCESS TO:

- ✓ The **entire growing LINKtivity® library** inside the Membership (LINKtivities for all content areas)
- ✓ ALL **future LINKtivities** to be added to the membership (new releases each month!)
- ✓ **Teacher guides** to help you set up each LINKtivity® successfully in your classroom
- ✓ **Student resources** that go along with each LINKtivity (printable OR digital)
- ✓ **Kid-friendly rubrics** and **answer keys** for each LINKtivity®




JOIN NOW






Students LOVE learning about gross things! In this Crazy, but True: That's Gross! LINKtivity, students will learn such disgusting, yet crazy interesting facts about a variety of topics! From animals that squirt blood out of their eyes to the smelliest and largest flower, students will discover something new! Each gross fact is accompanied by kid-friendly videos, images, maps, and graphics, along with a fun activity for students to complete!





HOW DOES IT WORK?

Inside the Crazy, but True: That's Gross! LINKtivity, students can choose from 7 different crazy, but true facts to explore! Within each fact students will enjoy videos, pictures, interactive features, and extension activities!



How Does it Work
(continued)

Students can enjoy some
gross-themed jokes to share
with family and friends!



Students can collect
their favorite crazy
facts on their recording
sheet -**Printable OR
Digital!**

SCHOOL TO HOME CONNECTIONS!

Students are invited to take their learning off-screen with additional related learning experiences that encourage them to go outside, create art, STEM projects, fun experiments & more! These activities are accessible and downloadable directly from the LINKtivity so students can print them out and take them home!

**7 BONUS
IN-SCHOOL OR
AT-HOME
ACTIVITIES
TO COMPLETE!**

Crazy, but True! The bomber bug protects itself by shooting chemicals from its rear end!

You may not have bombardier beetles where you live (phew!), but there certainly are plenty of bugs! Create a bug diary of bugs, beetles, and insects in your area!

Bug Hunt Diary

Over the course of several days or weeks, take a walk in your backyard, neighborhood, or local park. Look for bugs under logs, in trees, or on the ground! Snap a picture for your bug diary (or draw a picture). Use a magnifying glass if you have one to see the bug up close!

Date: _____

Where I found it: _____

Estimated Size: _____

Color(s): _____

Draw the bug above, or take a picture to glue in.

What bugs and creepy crawlers can you find in YOUR backyard? Keep track in your _____



Date: _____

Where I found it: _____

Estimated Size: _____

Color(s): _____

Draw the bug above, or take a picture to glue in.

Date: _____

Where I found it: _____

Estimated Size: _____

Color(s): _____

Draw the bug above, or take a picture to glue in.

Date: _____

Where I found it: _____

Estimated Size: _____

Color(s): _____

Draw the bug above, or take a picture to glue in.

Crazy, but True! American bullfrogs eat their own skin after they shed it!

Bullfrogs are known for their impressive jumping abilities. On average, they can jump about 6 to 8 feet horizontally, which is quite far considering their size! Let's see how far YOU can jump!

Jump Like a Bullfrog!

MATERIALS: measuring tape

Round 1

Create a starting line. From a standing position, see how far you can jump. Have a friend or family member measure the distance. Repeat round 1, three times. Circle your farthest.

Round 2

Create a starting line. This time, get a running start. Choose a spot to begin your run. Then, take your leap at the jump line. Repeat round 2, three times. Circle your farthest jump.

Round 3

Create a starting line. This time, get an even GREATER running start. Choose a new spot to begin your run, farther than round 2. Then, take your leap at the jump line. Repeat round 3, three times. Circle your farthest jump.

Jump Tracker, Round 1


Jump Attempt	Distance
1	
2	

Jump Tracker, Round 2

Jump Attempt	Distance
1	
2	
3	

Jump Tracker, Round 3

Jump Attempt	Distance
1	



Crazy, but True! When Buzz Aldrin walked on the moon in 1969, his spacesuit malfunctioned, so he had no choice but to pee his pants!


Make the ISS!

Astronauts have had to be really creative to live at the International Space Station (ISS)! It's time for YOU to show your creative side, too! Let's build a model of the ISS with recycled materials!

MATERIALS: recycled materials (paper towel rolls, pie plates, cardboard box, popsicle sticks, etc.) tape, scissors, planning sheet (download above)

Plan! Sketch out your design and list the materials you will need. Gather all your recycled materials, plus scissors, tape, glue, etc.

Design! Using your supplies, create your ISS!



Scan the QR code above for a video tutorial and ideas.

Get Creative! You can make your space station look any way you'd like!



More Sample Slides

CLICK HERE for Some Jokes! **HAHA** 😂

Ready for some **CRAZY** but totally **TRUE** facts? Click each image to learn more!

VIDEO **PICTURES** **ACTIVITY**

Click each category above to explore more!

THE Corpse Flower
GIVES OFF A STRONG ODOR THAT SMELLS LIKE rotting flesh TO ATTRACT POLLINATORS LIKE flies & beetles!

VIDEO **PICTURES** **ACTIVITY**

Click each category above to explore more!

ACTIVITY
Grow an Herb Garden!

Not all plants have to be smelly like a corpse flower! Grow your own simple herb garden!

MATERIALS:

- large garden pot
- several small garden pots
- potting soil
- several herb seeds (basil, cilantro, rosemary, etc), watering can
- optional paint, paint brushes

CLICK HERE to learn how to start your herb garden!

VIDEO **PICTURES** **ACTIVITY**

Click each category above to explore more!

Parrotfish SLEEP IN A bubble of THEIR OWN SNOT AT NIGHT!

VIDEO **PICTURES** **ACTIVITY**

Click each category above to explore more!

Parrotfish create a slimy covering around themselves when they sleep. Before bedtime, they release a sticky mucus from their mouths to form a protective shield like a cocoon that surrounds their bodies. This helps cover up their scent and makes it harder for predators like the moray eel to find them while they rest.

VIDEO **PICTURES** **ACTIVITY**

Click each category above to explore more!

WHEN Buzz Aldrin WALKED ON THE moon IN 1969, HIS SPACESUIT malfunctioned SO HE HAD NO CHOICE BUT TO Pee his Pants!

VIDEO **PICTURES** **ACTIVITY**

Click each category above to explore more!

ACTIVITY
Bug Hunt!

You may not have bombardier beetles where you live (phew!), but there certainly are plenty of bugs! Create a bug diary of bugs, beetles, and insects in your area!

MATERIALS: bug hunt diary (download above) optional: magnifying glass, camera

Over the course of several days or weeks, take a walk in your backyard, neighborhood, or local park. Look for bugs under logs, in trees, or on the ground! Snap a picture for your bug diary (or draw a picture). Use a magnifying glass if you have one to see the bug up close!

DID YOU KNOW?

Note: Always ask a grown-up for permission to touch the bugs!

VIDEO **PICTURES** **ACTIVITY**

Click each category above to explore more!

AMERICAN bullfrogs EAT THEIR SKIN AFTER THEY'VE SHED IT!

VIDEO **PICTURES** **ACTIVITY**

Click each category above to explore more!

DID YOU KNOW?

Dust mites are tiny spider-like bugs you can't see, but they feed on dead skin cells. They're like tiny scavengers living in your bed, couch, and even your car. Most of the dust in your house is actually dead human skin!


VIDEO **PICTURES** **ACTIVITY**

Click each category above to explore more!



This LINKtivity is provided with

AUDIO SUPPORT



Perfect for English language learners or students who could use a little extra support!

The tablet screen displays an interactive activity page titled "Bug Hunt!". The page features a lightbulb icon, a "Sound On" button, and a "CLICK HERE download & these direct" button. The main text reads: "You may not have bombardier beetles where you live (phew!), but there certainly are plenty of bugs! Create a bug diary of bugs, beetles, and insects in your area!". Below this is a "MATERIALS:" section with a magnifying glass icon, listing "bug hunt diary (download above)" and "optional: magnifying glass, camera". The instructions state: "Over the course of several days or weeks, take a walk in your backyard, neighborhood, or local park. Look for bugs under logs, in trees, or on the ground! Snap a picture for your bug diary (or draw a picture). Use a magnifying glass if you have one to see the bug up close!". At the bottom, there is a "Note: Always ask a grown-up for permission to touch" and a "DID YOU KNOW?" icon. A hand is pointing at the "Sound On" button on the tablet. The background of the tablet screen shows a green field with a hand holding a magnifying glass over a green beetle, with other insects like a grasshopper and a cicada visible.

